

NOTICE

This Revision 6 is a general update of Chapter 5 to include the intent of TB 222-08-175.

Please incorporate Revision 6 into the Maintenance Manual in accordance with the Log of Pages attached.

Bell Helicopter would also like to thank its Customers for providing us with Customer Feedback information. This information is very much appreciated and allows us to improve the quality of our manuals with each revision.

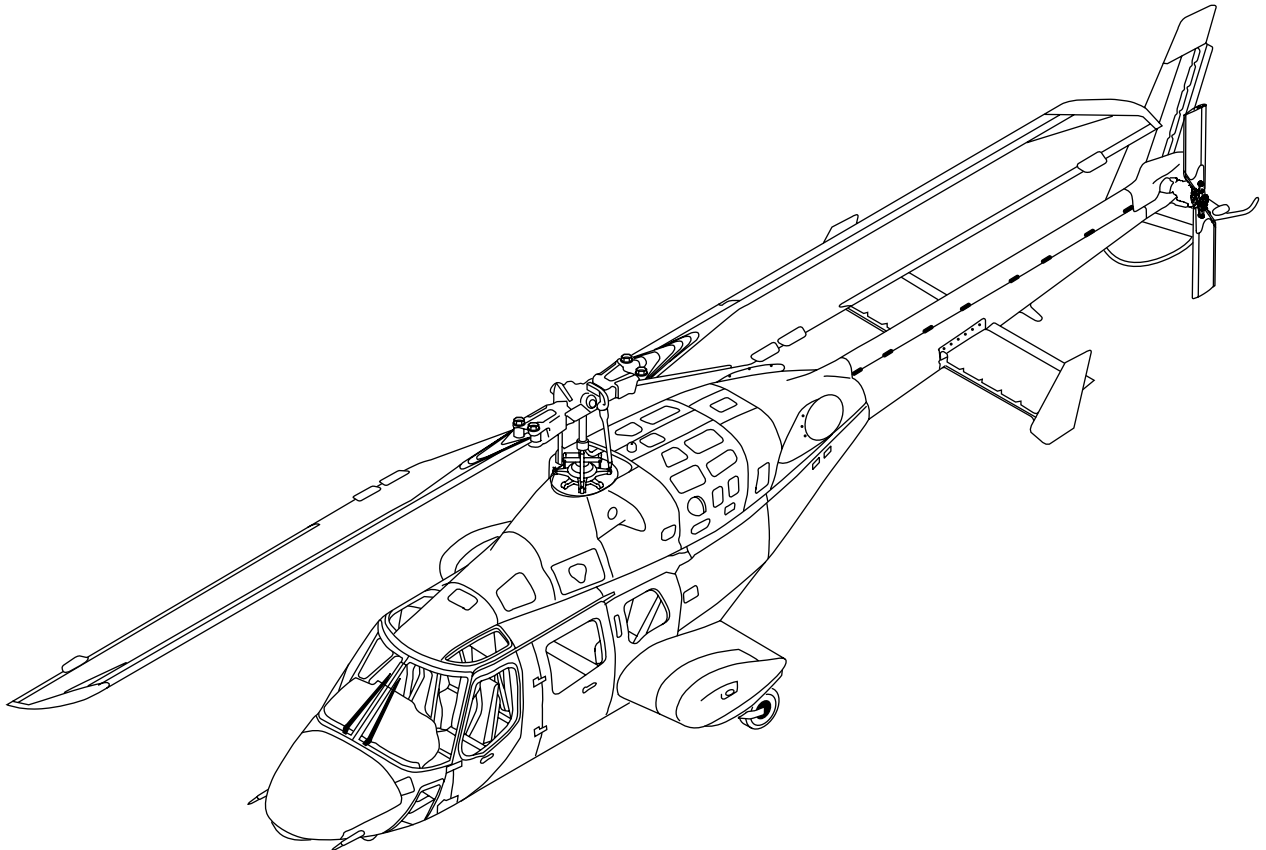
***Bell* Helicopter**

A Textron Company

POST OFFICE BOX 482 • FORT WORTH, TEXAS 76101

12 FEBRUARY 1998
REVISION 6 — 12 SEPTEMBER 2008

Bell MODEL **222/222B**



MAINTENANCE MANUAL

VOLUME 1

GENERAL INFORMATION

NOTICE

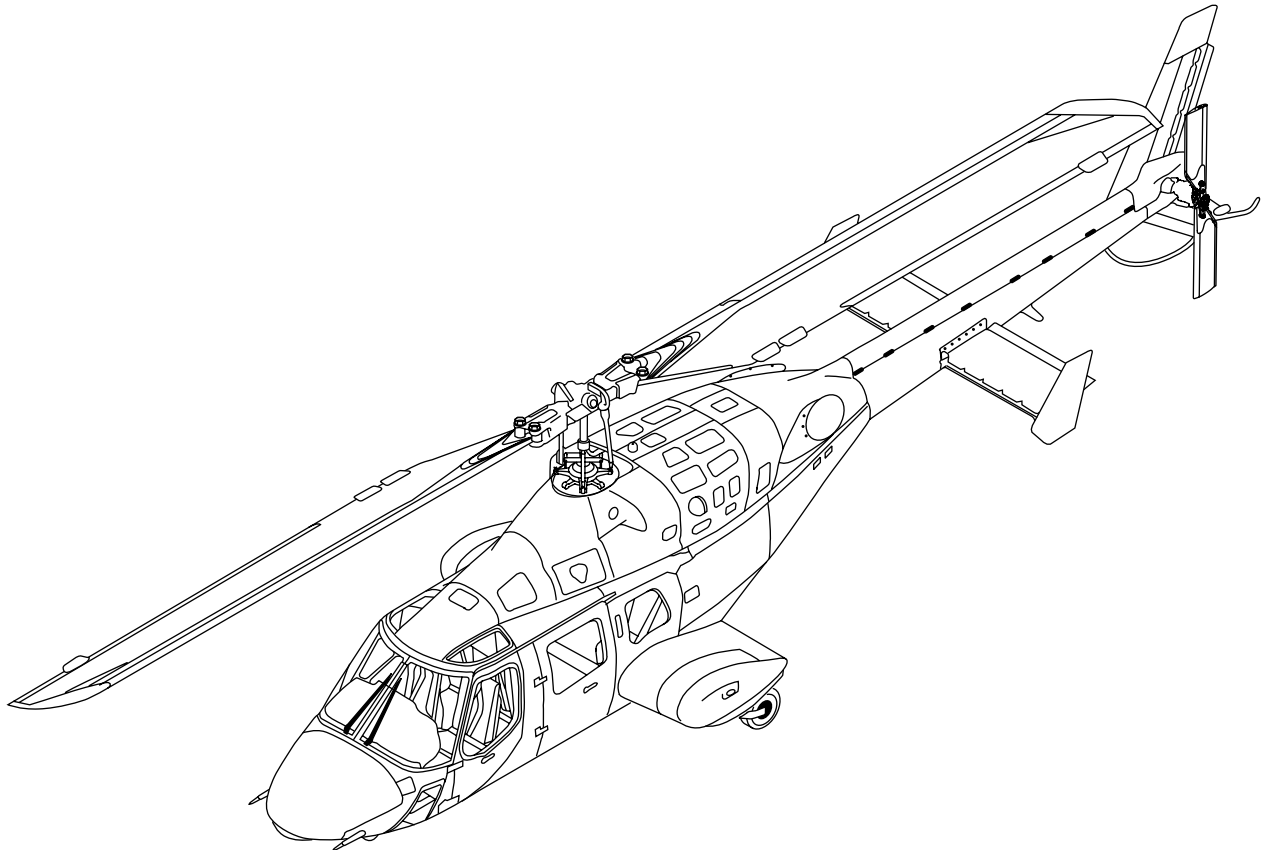
The instructions set forth in this manual, as supplemented or modified by Alert Service Bulletins (ASB) or other directions issued by Bell Helicopter Textron Inc. and Airworthiness Directives (AD) issued by the applicable regulatory agencies, shall be strictly followed.

Bell Helicopter

A Textron Company

POST OFFICE BOX 482 • FORT WORTH, TEXAS 76101

Bell MODEL **222/222B**



MAINTENANCE MANUAL

VOLUME 1

GENERAL INFORMATION

NOTICE

The instructions set forth in this manual, as supplemented or modified by Alert Service Bulletins (ASB) or other directions issued by Bell Helicopter Textron Inc. and Airworthiness Directives (AD) issued by the applicable regulatory agencies, shall be strictly followed.

COPYRIGHT NOTICE
COPYRIGHT 2008
BELL © HELICOPTER TEXTRON INC.
AND BELL HELICOPTER TEXTRON
CANADA LTD.
ALL RIGHTS RESERVED

Bell helicopter

A Textron Company

POST OFFICE BOX 482 • FORT WORTH, TEXAS 76101

12 FEBRUARY 1998
REVISION 6 — 12 SEPTEMBER 2008

PROPRIETARY RIGHTS NOTICE

These data are proprietary to Bell Helicopter Textron Inc. Disclosure, reproduction, or use of these data for any purpose other than helicopter operation or maintenance is forbidden without prior written authorization from Bell Helicopter Textron Inc.

Additional copies of this publication may be obtained by contacting:
Commercial Publication Distribution Center
Bell Helicopter Textron Inc.
P. O. Box 482
Fort Worth, Texas 76101-0482

WARNING

THIS MANUAL APPLIES ONLY TO HELICOPTERS AND COMPONENTS MAINTAINED IN ACCORDANCE WITH BELL HELICOPTER TEXTRON (BELL) APPROVED PROCEDURES USING BELL APPROVED PARTS.

ALL INSPECTION, REPAIR AND OVERHAUL PROCEDURES PUBLISHED BY BELL, INCLUDING PART RETIREMENT LIFE, ARE BASED SOLELY ON THE USE OF BELL PARTS THAT HAVE BEEN MAINTAINED USING BELL APPROVED DATA. THE DATA PUBLISHED HEREIN OR OTHERWISE SUPPLIED BY BELL IS NOT APPLICABLE TO NON-BELL PARTS OR PARTS THAT HAVE BEEN REPAIRED USING DATA AND/OR PROCESSES NOT APPROVED BY BELL.

BELL IS NOT RESPONSIBLE FOR ANY PART OTHER THAN THOSE THAT IT HAS APPROVED.

BEFORE PERFORMING ANY PROCEDURE CONTAINED IN THIS MANUAL YOU MUST INSPECT THE AFFECTED PARTS AND RECORDS FOR EVIDENCE OF ANY MANUFACTURE, REPAIR, REWORK OR USE OF A PROCESS NOT APPROVED BY BELL.

IF YOU IDENTIFY OR SUSPECT THE USE OF PARTS NOT AUTHORIZED BY BELL, EITHER REMOVE THE AFFECTED ITEM FROM THE AIRCRAFT OR OBTAIN INSTRUCTIONS FOR CONTINUED AIRWORTHINESS FROM THE MANUFACTURER OR THE ORGANIZATION THAT APPROVED THE REPAIR.

CUSTOMER SUPPORT AND SERVICES

Flying smart means that no matter where you are, or what time it is, you can make a call and get additional information, clarification, or advice on a technical or operational issue concerning your helicopter or information contained in our Technical Publications. Product Support Engineering (PSE) is just a phone call away and may be contacted as follows:

MODEL 47, 206, OR 407

Phone: 450-437-2862 or 800-243-6407 (U.S./Canada)
Fax: 450-433-0272
E-mail: pselight@bellhelicopter.textron.com

MODEL 222, 230, 427, 429, OR 430

Phone: 450-437-2077 or 800-463-3036 (U.S./Canada)
Fax: 450-433-0272
E-mail: pseinter@bellhelicopter.textron.com

MODEL 204, 205, 212, OR 412

Phone: 450-437-6201 or 800-363-8028 (U.S./Canada)
Fax: 450-433-0272
E-mail: psemedium@bellhelicopter.textron.com

MODEL 210, 214, HUEY II, SURPLUS MILITARY

Phone: 817-280-3548
Fax: 817-280-2635
E-mail: psemil214@bellhelicopter.textron.com

For additional information on Customer Support and Services as well as Product Support Engineering (PSE) and your local Customer Service Representative (CSR) network, please access <http://www.bellhelicopter.com/en/support>.

LOG OF REVISIONS

Insert latest revision pages and dispose of superseded ones.

On a revised page, the text and/or illustration affected by the latest revision is shown by a vertical line. A revised page with only a vertical line next to the page number indicates that text has shifted or that non-technical correction(s) were made on that page.

Original 0 01 JUN 79	Revision 15 18 OCT 82	Revision 30 22 FEB 89
Revision 1 17 DEC 79	Revision 16 12 NOV 82	Revision 31 19 MAY 89
Revision 2 23 JAN 80	Revision 17 21 DEC 82	Revision 32 09 SEP 90
Revision 3 01 FEB 80	Revision 18 05 JAN 83	Revision 33 16 MAY 91
Revision 4 15 FEB 80	Revision 19 05 FEB 83	Revision 34 18 SEP 91
Revision 5 01 MAR 80	Revision 20 28 FEB 83	Revision 35 28 FEB 92
Revision 6 01 MAY 80	Revision 21 15 MAR 83	Revision 36 31 AUG 92
Revision 7 01 JUL 80	Revision 22 30 MAR 83	Revision 37 03 MAR 93
Revision 8 15 AUG 80	Revision 23 01 APR 83	Reissue 0 12 FEB 98
Revision 9 01 OCT 80	Revision 24 15 APR 83	Revision 1 03 DEC 99
Revision 10 01 DEC 80	Revision 25 15 AUG 83	Revision 2 01 JUL 00
Revision 11 01 FEB 81	Revision 26 06 APR 84	Revision 3 16 AUG 02
Revision 12 01 MAY 81	Revision 27 01 OCT 84	Revision 4 15 NOV 03
Revision 13 01 OCT 81	Revision 28 30 JUN 86	Revision 5 15 DEC 06
Revision 14 01 JUL 82	Revision 29 30 APR 87	Revision 6 12 SEP 08

LOG OF PAGES

Page No.	Rev No.	Page No.	Rev No.	Page No.	Rev No.
VOLUME 1					
Cover	6	5-21/5-22	2	5-99/5-100.....	2
Title	6	5-23 – 5-28	2	5-101 – 5-102.....	2
PN	5	5-29/5-30	2	5-103/5-104.....	2
Warning.....	6	5-31 – 5-36	2	5-105 – 5-106.....	2
CSS.....	6	5-37/5-38	2	5-107/5-108.....	2
A – B	6	5-39 – 5-44	2	5-109/5-110	2
C/D	6	5-45/5-46	2	5-111/5-112	2
Help.....	5	5-47 – 5-48	2	5-113/5-114	6
Customer Feedback.....	5	5-49/5-50	2	5-115/5-116	2
Helicopter Sale Notice	5	5-51 – 5-56	2	5-117/5-118	2
Warranty.....	6	5-57/5-58	2	5-119 /5-120.....	2
BR	6	5-59 – 5-64	2	5-121/5-122.....	2
TR	6	5-65/5-66	2	5-123 – 5-124.....	2
		5-67 – 5-68	2	5-125/5-126.....	2
		5-69/5-70	2	5-127/5-128.....	2
Chapter 1		5-71 – 5-78	2	5-129/5-130.....	2
1-1/1-2.....	0	5-79/5-80	2	5-131 – 5-136.....	2
1-3 – 1-4.....	0	5-81/5-82	2	5-137/5-138.....	2
		5-83 – 5-86	2	5-139 – 5-144.....	2
Chapter 4		5-87/5-88	2	5-145/5-146.....	2
4-1 – 4-6.....	0	5-89/5-90	2	5-147 – 5-154.....	2
		5-91/5-92	2	5-155/5-156.....	2
Chapter 5		5-93/5-94	6	5-157 – 5-158.....	2
5-1 – 5-2.....	6	5-95 – 5-96	2	5-159/5-160.....	2
5-3 – 5-20.....	2	5-97/5-98	2	5-161 – 5-164.....	2

LOG OF PAGES (CONT)

Page No.	Rev No.	Page No.	Rev No.	Page No.	Rev No.
5-165/5-166	2	Chapter 26		53-20 – 53-34	2
5-167 – 5-168	2	26-1/26-2	0	53-35/53-36	2
Chapter 6		26-3/26-4	0	Chapter 65	
6-1/6-2	0	26-5 – 26-10	0	65-1 – 65-2	4
6-3 – 6-6	0	26-11/26-12	0	65-3/65-4	4
6-7/6-8	0	Chapter 27		65-5 – 65-26	0
Chapter 7		27-1 – 27-2	0	65-27/65-28	0
7-1/7-2	0	27-3/27-4	0	65-29 – 65-62	0
7-3 – 7-6	0	27-5/27-6	0	65-63 – 65-74	4
7-7/7-8	0	27-7 – 27-10	0	65-75/65-76	4
Chapter 8		27-11	2	65-77	4
8-1/8-2	0	27-12 – 27-26	0	65-78 – 65-79	5
8-3 – 8-28	0	27-27/27-28	0	65-80 – 65-81	4
Chapter 9		27-29 – 27-92	0	65-82	5
9-1/9-2	0	Chapter 28		Chapter 66	
9-3 – 9-4	0	28-1 – 28-2	0	66-1	3
Chapter 10		28-3/28-4	0	66-2 – 66-5	2
10-1/10-2	0	28-5 – 28-28	0	66-6	3
10-3 – 10-10	0	28-29/28-30	0	66-7/66-8	2
10-11/10-12	0	28-31 – 28-42	0	66-9 – 66-11	0
Chapter 11		28-43/28-44	0	66-12	2
11-1/11-2	0	Chapter 29		66-13 – 66-20	0
11-3 – 11-18	0	29-1 – 29-42	0	66-21 – 66-22	2
11-19/11-20	0	Chapter 30		66-23	0
Chapter 12		30-1/30-2	0	66-24	2
12-1 – 12-19	0	30-3 – 30-4	0	66-25 – 66-30	3
12-20	4	30-5/30-6	0	66-30A/30B	3
12-21 – 12-25	0	Chapter 32		66-31	3
12-26 – 12-28	4	32-1 – 32-2	0	66-32 – 66-48	0
Chapter 21		32-3/32-4	0	66-49/66-50	0
21-1 – 21-22	0	32-5 – 32-44	0	66-51 – 66-52	0
21-23/21-24	0	Chapter 32		66-53/66-54	0
Chapter 25		Chapter 52		66-55 – 66-94	0
25-1 – 25-2	0	52-1 – 52-2	0	66-95/66-96	0
25-3/25-4	0	52-3/52-4	0	66-97 – 66-118	0
25-5/25-6	0	52-5 – 52-28	0	66-119 – 66-128	2
25-7 – 25-24	0	52-29/52-30	0	66-128A – 66-128D	2
25-25/25-26	0	52-31 – 52-54	0	66-129 – 66-134	2
		Chapter 53		66-135	0
		53-1 – 53-2	2	66-136 – 66-142	2
		53-3 – 53-4	0	66-143	0
		53-5/53-6	0	66-144	2
		53-7 – 53-19	0	66-145	0
				66-146	2
				66-147 – 66-148	0

LOG OF PAGES (CONT)

Page No.	Rev No.	Page No.	Rev No.	Page No.	Rev No.
Chapter 71		Chapter 76		79-5 – 79-16.....	0
71-1 – 71-2.....	0	76-1/76-2.....	0	79-17/79-18.....	0
71-3/71-4.....	0	76-3/76-4.....	0	Consumable	
71-5 – 71-36.....	0	76-5 – 76-32.....	0	Consumable 1/2.....	0
71-37/71-38.....	0	76-33/76-34.....	0	Index	
71-39 – 71-48.....	0	Chapter 79		Index 1 – Index 4.....	2
71-49/71-50.....	0	79-1 – 79-2.....	0	Index 5/Index 6.....	2
71-51 – 71-56.....	0	79-3/79-4.....	0		

SPARE PARTS WARRANTY

ONE YEAR/1,000 HOURS PRORATED

WARRANTY AND REMEDY: Seller warrants each new helicopter part or helicopter part reconditioned by seller to be free from defect in material and workmanship under normal use and service and if installed on Bell model helicopters. Seller's sole obligation under this warranty is limited to replacement or repair of parts which are determined to Seller's reasonable satisfaction to have been defective with 1,000 hours of operation or one (1) year after installation, whichever occurs first and reimbursement of reasonable freight charges. After 200 hours of use, there will be a prorated charge to the Purchaser for replacement parts (prorating the hours of total use against the then applicable part life or 2,000 hours, whichever is the lesser). Defective parts must be reported in writing to the Seller's Warranty Administration within 90 days of being found defective. Replacement of parts may be with either new or reconditioned parts, at Seller's election. Warranty adjustment is contingent upon the Purchaser complying with the Warranty Remedies as described in the Commercial Warranty Information brochure and the Seller's Warranty Administration disposition instructions for defective parts. Failure to comply with all of the terms of this paragraph may, at Seller's sole option, void this warranty.

NOTE: Parts, components and assemblies of all new helicopters may have been restored or reworked due to marks, blemishes, dents or other irregularities during the manufacturing process. Such restoration and/or rework is permitted under Seller's approved manufacturing and engineering processes and guidelines. The restoration and/or rework so completed does not render such items defective in material or workmanship.

THIS WARRANTY IS GIVEN AND ACCEPTED IN PLACE OF (i) ALL OTHER WARRANTIES OR CONDITIONS, EXPRESS OR IMPLIED, INCLUDING BUT NOT LIMITED TO THE IMPLIED WARRANTIES OR CONDITIONS OF MERCHANTABILITY AND FITNESS FOR A PARTICULAR PURPOSE AND (ii) ANY OBLIGATION, LIABILITY, RIGHT, CLAIM OR REMEDY IN CONTRACTOR IN TORT (DELICT), INCLUDING PRODUCT LIABILITIES BASED UPON STRICT LIABILITY, NEGLIGENCE, OR IMPLIED WARRANTY IN LAW.

This warranty is the only warranty made by Seller. The Purchaser's sole remedy for a breach of this warranty or any defect in a part is the repair or replacement of helicopter parts and reimbursement of reasonable freight charges as provided herein. Seller excludes liability, whether as a result of a breach of contract or warranty, negligence or strict product liability, for incidental or consequential damages, including without limitation, damage to the helicopter or other property, costs and expenses resulting from required changes or modifications to helicopter components and assemblies, changes in retirement lives and overhaul periods, local customs fees and taxes, and costs or expenses for commercial losses or lost profits due to loss of use or grounding of helicopters or otherwise.

Seller makes no warranty and disclaims all liability in contract or in tort (delict), including, without limitation, negligence and strict tort (delictual) liability, with respect to work performed by third parties at Purchaser's request and with respect to engines, engine accessories, batteries, radios, and avionics, except Seller assigns each manufacturer's warranty to Purchaser to the extent such manufacturer's warranty exists and is assignable.

This warranty shall not apply to any helicopter part which has been repaired or altered outside Seller's factory in any way so as, in Seller's judgment, to affect its stability, safety or reliability, or which has been subject to misuse, negligence or accident, or which has been installed in any aircraft which has been destroyed unless that helicopter has been rebuilt by Bell. A list of destroyed aircraft is obtainable from Bell Product Support. Repairs and alterations which use or incorporate parts and components other than genuine Bell parts or parts approved by Bell for direct acquisition from sources other than Bell itself are not warranted by Bell, and this warranty shall be void to the extent that such repairs and alterations, in Seller's sole judgment, affect the stability, safety or reliability of the helicopter or any part thereof, or damage genuine Bell or Bell-approved parts. No person, corporation or organization, including Bell Customer Service Facilities, is authorized by Seller to assume for it any other liability in connection with the sale of its helicopters and parts.

NO STATEMENT, WHETHER WRITTEN OR ORAL, MADE BY ANY PERSON, CORPORATION OR ORGANIZATION, INCLUDING BELL CUSTOMER SERVICE FACILITIES MAY BE TAKEN AS A WARRANTY NOR WILL IT BIND SELLER.

Seller makes no warranty and disclaims all liability with respect to components or parts damaged by, or worn due to, corrosion. Seller makes no warranty and disclaims all liability for consumables (wear items) which are defined as items required for normal and routine maintenance or replaced at scheduled intervals shorter than the warranty period. "Consumables" include but are not limited to engine and hydraulic oil, oil filters, packings and o-rings, anti-corrosion and/or sealing compounds, brush plating material, nuts, bolts, washers, screws, fluids, compounds, and standard aircraft hardware that is readily available to aircraft operators from sources other than Seller.

All legal actions based upon claims or disputes pertaining to or involving this warranty including, but not limited to, Seller's denial of any claim or portion thereof under this warranty, must be filed in the courts of general jurisdiction of Tarrant County, Texas or in the United States District Court for the Northern District of Texas, Ft. Worth Division located in Ft. Worth, Tarrant County, Texas. In the event that Purchaser files such an action in either of the court systems identified above, and a final judgment in Seller's favor is rendered by such court, then Purchaser shall indemnify Seller for all costs, expenses and attorneys' fees incurred by Seller in defense of such claims. In the event Purchaser files such a legal action in a court other than those specified, and Seller successfully obtains dismissal of that action or transfer thereof to the above described court systems, then Purchaser shall indemnify Seller for all costs, expenses and attorneys' fees incurred by Seller in obtaining such dismissal or transfer.

January 2007


BULLETIN RECORD


This Bulletin Record provides a current listing of applicable bulletins that have been incorporated in this manual. Subsequent applicable bulletins will be incorporated in future revisions/reissues.

ALERT SERVICE BULLETINS

ASB NUMBER	SUBJECT	DATE
------------	---------	------

TECHNICAL BULLETINS

TB NUMBER	SUBJECT	DATE
 222-08-175	Main Rotor Mast Assembly (Torquemeter) Seven Calendar Year Inspection, Increase of	9 SEP 2008

 This bulletin has been incorporated at Revision 6.

TEMPORARY REVISION RECORD

This Temporary Revision Record provides a current listing of active Temporary Revisions against the manual. Temporary Revisions, which have been canceled/incorporated, will only be maintained on the record until the next revision is issued. If there are no Temporary Revisions shown on the record, this is confirmation that there are no Temporary Revisions issued against the manual.

TEMP. REV. NO.	TITLE	DATE ISSUED	DATE CANCELED
----------------	-------	-------------	---------------

NOTE: For tracking purposes, Temporary Revisions are now being numbered (Example: TR-1).

CHAPTER 5 — INSPECTIONS AND COMPONENT OVERHAUL SCHEDULE

TABLE OF CONTENTS

Paragraph Number	Title	Chapter/Section Number	Page Number
5-1	General	5-00-00	5-3
5-2	Definitions	5-00-00	5-4
5-3	Inspection.....	5-00-00	5-4

SCHEDULED INSPECTIONS

5-4	Scheduled Inspections.....	5-00-00	5-7
5-5	Scheduled Airframe Inspections	5-00-00	5-7
5-6	Airframe Periodic	5-00-00	5-7
5-7	Airframe Progressive	5-00-00	5-7
5-8	Inspection Program Selection	5-00-00	5-7
5-9	Scheduled Component Inspections	5-00-00	5-7
5-10	Scheduled Inspection Tolerance	5-00-00	5-8
5-11	50 Hour Inspection (12 Month)	5-00-00	5-9
5-12	150 HoUr Inspection (12 Month).....	5-00-00	5-13
5-13	600 Hour Inspection (12 Month)	5-00-00	5-23
5-14	Progressive Inspection — Event 1.....	5-00-00	5-27
5-15	Progressive Inspection — Event 2.....	5-00-00	5-31
5-16	Progressive Inspection — Event 3.....	5-00-00	5-35
5-17	Progressive Inspection — Event 4.....	5-00-00	5-39
5-18	Progressive Inspection — Event 5.....	5-00-00	5-43
5-19	Progressive Inspection — Event 6.....	5-00-00	5-47
5-20	Progressive Inspection — Event 7.....	5-00-00	5-51
5-21	Progressive Inspection — Event 8.....	5-00-00	5-55
5-22	Progressive Inspection — Event 9.....	5-00-00	5-59
5-23	Progressive Inspection — Event 10.....	5-00-00	5-63
5-24	Progressive Inspection — Event 11.....	5-00-00	5-67
5-25	Progressive Inspection — Event 12.....	5-00-00	5-71
5-26	Every 100 Hours of Component Operation.....	5-00-00	5-75
5-27	Every 150 Hours of Component Operation.....	5-00-00	5-77
5-28	Every 300 Hours or 6 Months of Component Operation.....	5-00-00	5-79
5-29	After First 300 Hours and Each 50 Hours Thereafter	5-00-00	5-81
5-30	Every 300 Hours of Component Operation.....	5-00-00	5-83
5-31	(222) 300 and 900 Hours After Initial Installation (Springless Driveshaft Only)	5-00-00	5-89
5-32	Every 600 Hours or 6 Months of Component Operation.....	5-00-00	5-91
5-33	Every 600 Hours or 12 Months of Component Operation.....	5-00-00	5-93
5-34	Every 600 Hours of component operation	5-00-00	5-95
5-35	Every 1200 Hours of Component Operation.....	5-00-00	5-99
5-36	Every 2500 Hours of Component Operation.....	5-00-00	5-101
5-37	Every 6 Months	5-00-00	5-103
5-38	Every Two Calendar Years	5-00-00	5-105
5-39	Every Three Calendar Years	5-00-00	5-109
5-40	Every Five Calendar Years	5-00-00	5-111
5-41	Every 10 Calendar Years.....	5-00-00	5-113

TABLE OF CONTENTS (CONT)

Paragraph Number	Title	Chapter/Section Number	Page Number
SPECIAL INSPECTIONS			
5-42	Special Inspections	5-00-00	5-115
5-43	After Every Main Rotor Hub Disassembly.....	5-00-00	5-117
5-44	After First Flight Following Each Installation	5-00-00	5-119
5-45	After 1 to 5 Hours of Operation Following Each Installation	5-00-00	5-121
5-46	After 5 to 10 Hours of Operation Following Each Installation	5-00-00	5-123
5-47	After 25 Hours of Operation Following Each Installation	5-00-00	5-125
5-48	After 100 Hours of Operation Following Each Installation	5-00-00	5-127

CONDITIONAL INSPECTIONS

5-49	Conditional Inspections.....	5-00-00	5-129
5-50	Hard Landing	5-00-00	5-131
5-51	Sudden Stoppage — Power "ON" or "OFF"	5-00-00	5-139
5-52	Overtorque	5-00-00	5-147
5-53	Lightning Strike	5-00-00	5-153
5-54	Overspeed	5-00-00	5-157
5-55	Compressor Stall or Surge.....	5-00-00	5-161

COMPONENT OVERHAUL SCHEDULE

5-56	Component Overhaul Schedule.....	5-00-00	5-167
------	----------------------------------	---------	-------

FIGURES

Figure Number	Title	Page Number
5-1	Maintenance Zones	5-6

TABLES

Table Number	Title	Page Number
5- 1	Progressive Inspection Events.....	5-7
5-2	Component Overhaul Schedule.....	5-167

SCHEDULED INSPECTIONS

5-41. EVERY 10 CALENDAR YEARS

DATA REFERENCE	INSPECTION TASK DESCRIPTION	INITIAL MECH OTHER	
BHT-222-CR&O-2	<p>DATE: _____ W.O. _____</p> <p>FACILITY: _____</p> <p>HELICOPTER S/N: _____</p> <p>REGISTRY NO.: _____</p> <p>TOTAL TIME: _____</p> <p>SIGNATURE: _____</p> <p><u>MAIN ROTOR MAST ASSEMBLY (TORQUEMETER)</u></p> <p>1. Mast assembly must be disassembled and inspected for corrosion, both externally and internally, in addition to the inspection criteria of the BHT-222-CR&O-2. The torque meter shaft must be removed to inspect the inside diameter. The mast assembly must be returned to Bell Helicopter Textron for reindexing of the mast torque sensing components. R1</p>		

